




Spelling, Punctuation and Grammar

Using the Passive



Using the Passive





Using the Passive

Introductory Activity

Independent Focused Activity

Review Activity

Consolidation Activity

Assessment/Application Activity



Aim

- I can recognise when a sentence is passive or active and use the passive in my own writing.

Success Criteria


- I can identify the subject, verb and object in an active sentence.
- I can identify the past participle and preposition phrase in a passive sentence.
- I can recognise if a sentence is active or passive.
- I can change a sentence from active to passive.
- I can use the passive in my own writing.



Introductory Activity



Parts of a Sentence - Active



Subject – The subject in a sentence is the ‘do-er’ or –be-er’. It can be a noun, noun phrase or pronoun. It is the person or thing that is creating an action, state or occurrence.

Verb – The verb describes the action, state or occurrence in the sentence.

Object – The object of a sentence is the person or thing that is affected by the verb.

In an **active** sentence the subject is performing the action in the sentence which affects the object. e.g. **Dad** **washed** the **car**.

Can you highlight the subject, verb and object in the active sentences on your activity sheet?



Fletcher chomped greedily on the
toffee-apple.

Subject	Verb	Object
---------	------	--------



Subject

Verb

Fletcher chomped greedily on the
toffee-apple.

Object

Subject	Verb	Object
---------	------	--------



The children threw the bottles
into the bin.

Subject	Verb	Object
---------	------	--------



Subject

Verb

Object

The **children** **threw** the **bottles**
into the bin.

Subject Verb Object



Darcy disliked the performance of
Swan Lake.

Subject	Verb	Object
---------	------	--------



Subject

Verb

Object

Darcy disliked the performance of
Swan Lake.

Subject Verb Object



Steven Beckham scored an
amazing goal.

Subject	Verb	Object
---------	------	--------



Subject

Verb

Steven Beckham scored an
amazing goal.

Object

Subject	Verb	Object
---------	------	--------

Ways to Recognise the Passive Form

Some **children** were given extra playtime by the teacher.

In a passive sentence the thing that would normally be the object (the children) has been turned into the subject through the use of the **passive form** of the verb: 'were given'. The normal subject (the teacher) has become a prepositional phrase 'by the teacher'

We call this a **passive** sentence.

An **active** version of this sentence would be:
The **teacher** **gave** some **children** extra playtime.

Subject	Past Participle	Object	Prepositional Phrase
----------------	------------------------	---------------	-----------------------------

Passive Sentences

Passive sentences use the **past participle** verb form. These verb forms cannot be used on their own; they are linked to another verb in the sentence, e.g. **be, was, will, were, is, get, got**.

e.g. The **BMW** **was driven** by the **chauffeur**.

‘driven’ cannot stand on its own, it needs ‘was’ as well. The thing that would normally be the object in an active sentence becomes the subject – the BMW.

They contain passive versions of active verbs.
‘**was driven**’ is the **passive form** of the **active** verb drive.

Can you highlight the subject, past participle and prepositional phrase in the passive sentences on your activity sheet?

Subject **Past Participle** **Object** **Prepositional Phrase**

Why Use the Passive?



We can use the **passive** to draw attention to the person or thing affected by the verb.

In an active sentence the person or thing creating the action, state or occurrence comes first but in a passive sentence the normal object becomes the subject so the emphasis is on them instead.

Active

The boy screamed at the girl. (The emphasis is on the boy.)

Passive

The girl was screamed at by the boy. (The emphasis is now on the girl.)

Talk to your partner.

When do you think the different versions would be appropriate?



The best flowers were picked
by the florist.

Subject Past Participle Prepositional Phrase



Subject

Past Participle

The best **flowers** were picked
by the florist.

Prepositional Phrase

Subject	Past Participle	Prepositional Phrase
---------	-----------------	----------------------



My garden is being kept tidy by Jim.

Subject	Past Participle	Prepositional Phrase
---------	-----------------	----------------------



Subject

Past Participle

Prepositional Phrase

My **garden** is being kept tidy by Jim.

Subject Past Participle Prepositional Phrase



Tony was surrounded by an
angry crowd.

Subject	Past Participle	Prepositional Phrase
---------	-----------------	----------------------



Subject

Past Participle

Tony was surrounded by an
angry crowd.

Prepositional Phrase

Subject	Past Participle	Prepositional Phrase
---------	-----------------	----------------------



Dinner was being served to the guests.

Subject	Past Participle	Prepositional Phrase
---------	-----------------	----------------------



Subject

Past Participle

Prepositional Phrase

Dinner was being served to the guests.

Subject Past Participle Prepositional Phrase



Independent Focused Activity



Active to Passive

Now you know the difference between active and passive sentences can you work out how to change a sentence from active to passive?

Complete the **Active to Passive Activity Sheet** to practise this.


★ ★ ★ Active to Passive	★ ★ ★ Active to Passive	★ ★ ★ Active to Passive
I can change a sentence from active to passive.	I can change a sentence from active to passive.	I can change a sentence from active to passive.
Annotate this sentence to explain why it is passive. The car was washed by Dad.	Annotate this sentence to explain why it is passive. The car was washed by Dad.	Annotate this sentence to explain why it is passive. The car was washed by Dad.
Now change the following active sentences to passive. 1. Cheryl Cowell gazed at the quizzing Factor X contestant. 2. The year 6 children ran a tack shop on Wednesday mornings. 3. Your cat took the last biscuit off the plate. 4. Mrs. Telman organised a theatre trip to watch Macbeth. 5. The handsome tiger growled aggressively at the bone. 6. John gave his old toys to the charity shop. 7. Freddie saw the latest Harry Potter film at the cinema. 8. Mr. Michel spoke about the playground incident in assembly this morning. 9. The new vicar replaced Father Peter last year. 10. Sarah took the hamster to the vet. Challenge: Now write 3 of your own passive sentences.	Now change the following active sentences to passive. 1. Cheryl Cowell gazed at the Factor X contestant. 2. The year 6 children ran a tack shop. 3. Your cat took the last biscuit. 4. Mrs. Telman organised a theatre trip. 5. The tiger growled at the bone. 6. John gave away his old toys. 7. Freddie saw the Harry Potter film. 8. Mr. Michel spoke about the playground incident. 9. The new vicar replaced Father Peter. 10. Sarah took the hamster to the vet. Challenge: Now write 3 of your own passive sentences.	Now change the following active sentences to passive. 1. Cheryl Cowell gazed at the Factor X contestant. 2. The year 6 children ran a tack shop. 3. Your cat took the last biscuit. 4. Mrs. Telman organised a theatre trip. 5. The tiger growled at the bone. Challenge: Now write 3 of your own passive sentences.
twinkl planit resources	twinkl planit resources	twinkl planit resources



Review Activity



Identifying the Passive



Can you remember how to spot a passive sentence?

Remember:


- Passive sentences use the **past participle** verb form.
- The thing that would normally be the object in an active sentence becomes the subject.
- They contain passive versions of active verbs.
- The normal subject is sometimes used in a preposition phrase.

Now you know all about how passive sentences are formed you are going to practise spotting them.


Play the **Spot the Passive Game** with your group. Who can be the first one to identify the passive sentences?



Consolidation Activity



Building Passive Sentences



As you learnt earlier you can adapt an active sentence into a passive one.

Sid ate chips.

- Use the object (chips) as the subject.
- Change the past tense verb (ate) into the past participle form (eaten) and combine it with the verb were (were eaten).
- Use the subject (Sid) in a prepositional phrase to show it was him who ate the chips (by Sid).


The chips were eaten by Sid.

Complete the **Building Passive Sentences Activity Sheet** to practise making passive sentences.

Subject Past Participle Object Prepositional Phrase



Assessment/Application Activity



Using the Passive

Use all of the information you have learnt and practised about headings and sub-headings.

Work on your own to complete the Assessment Activity Sheet.

Name: _____ Date: _____

Using the Passive Mini Test

1. Complete the labels to describe the parts of this passive sentence.

_____ _____ _____

↓ ↓ ↓

The old books were sold by the library.

2. Label these sentences active or passive.

Harry bought a new bag for school. _____

My bike was stolen by a burglar. _____

Collars are worn by many cats. _____

The restaurant critic tasted the ice cream. _____

The dog is being chased by the cat. _____

3. Change these sentences from active to passive.

Katy lost the instructions for the game. _____

The boy hid the stinky socks. _____

Philip Pullman wrote 'The Firework-Maker's Daughter'. _____

The band recorded a new single. _____

A poisonous snake bit Jake. _____

twinkl Quality Standard

IPad Using the Passive

Use all of the information you have learnt and practised about headings and sub-headings.

Work on your own to complete the Application Activity.

Application Activity

I can use the passive in my own writing.

Choose one of the titles below.
Write a short passage about it which includes at least 5 passive sentences.

- The disastrous morning!
- Playtime at our School.
- My Favourite Sport.
- Please Don't Stop the Music!
- Facing the End of the World.

twinkl
THE QUALITY STANDARD
IN EDUCATION

planit
Quality Learning Resources

Use all of the information you have learnt and practised about headings and sub-headings.

Work on your own to complete the Application Activity.

Application Activity

I can use the passive in my own writing.

Choose one of the titles below.
Write a short passage about it which includes at least 5 passive sentences.

- The disastrous morning!
- Playtime at our School.
- My Favourite Sport.
- Please Don't Stop the Music!
- Facing the End of the World.

twinkl
THE QUALITY STANDARD IN EDUCATION

planit
Quality Learning Resources

Use all of the information you have learnt and practised about headings and sub-headings.

Work on your own to complete the Application Activity.



Aim



- I can recognise when a sentence is passive or active and use the passive in my own writing.

Success Criteria

- I can identify the subject, verb and object in an active sentence.
- I can identify the past participle and preposition phrase in a passive sentence.
- I can recognise if a sentence is active or passive.
- I can change a sentence from active to passive.
- I can use the passive in my own writing.

